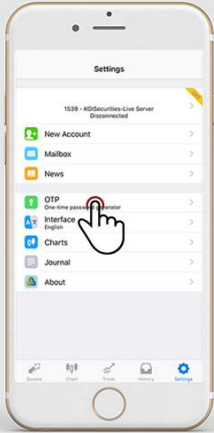

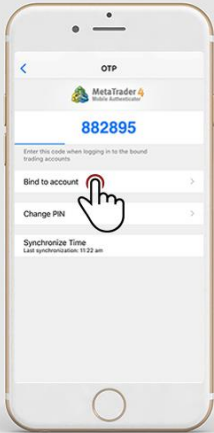
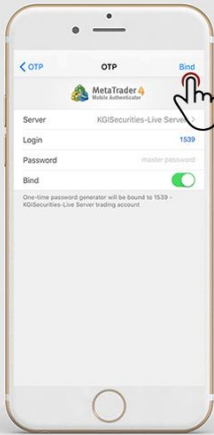


## Setting up 2 Factor Authentication (2FA) on your MT4 Trading Accounts For iPhone Users

	<p><b>Step 1</b></p> <ul style="list-style-type: none"> <li>- Open the MT4 app</li> <li>- Go to <b>“Settings &gt; OTP”</b></li> </ul>
	<p><b>Step 2</b></p> <ul style="list-style-type: none"> <li>- Set a 4-digit PIN</li> </ul>
	<p><b>Step 3</b></p> <ul style="list-style-type: none"> <li>- Select <b>“Bind to Account”</b></li> </ul>
	<p><b>Step 4</b></p> <ul style="list-style-type: none"> <li>- Enter your Login and Password</li> <li>- Select <b>“Bind”</b> to finish</li> </ul>